

##### For more details click on a graph or zoom out using Ctrl - #####

## Prices

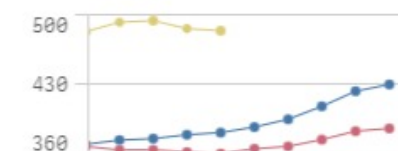
### Carcasse

Category	Price for week 30	Last week	Last month
Unit: €/100Kg - Sources: MSs notifications (Regulation (EC) 2017/1165 and 2017/1184)			

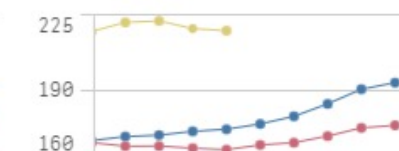
### Live Animals

Category	Price week 2022-30	Last week	Last month
Sources: MSs notifications (Regulation (EC) 2017/1165 and 2017/1184)			

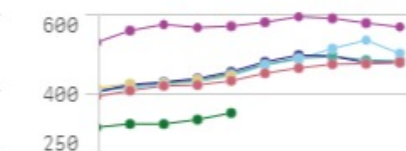
Average A/C/Z-R3: €/100kg cwe



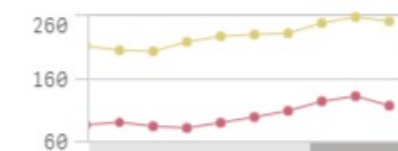
Average A/C/Z-R3: Ref. price (22



Average EU Bovine Carcasse Pric



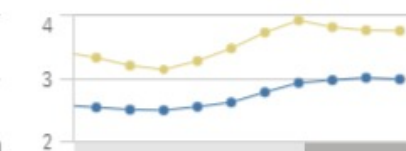
Average EU Male Calves Prices >



Average Young Store Cattle Price



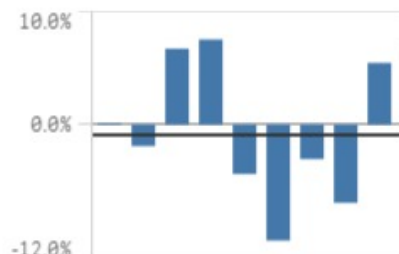
Average Yearling Store Cattle Pri



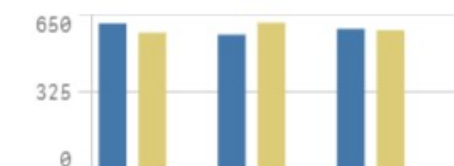
## Production

Category	EU	EU+UK
Bull	-3.4%	-3.4%
Bullock	4.7%	63.4%
Cow	-1.1%	-1.1%
Veal	1.5%	1.5%

2021/2022 (up to month 4) - Source: Eurostat - Unit: Tonnes



Beef & Veal Production (EU Slaughter



Source: EStat-Newcronos

## World Trade

Main exporters of Beef - Up to M

\* Excluding live animals (0102), fats, preparations of several types of meat



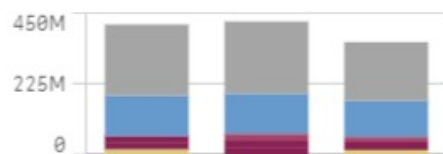
Main importers of Beef - Up to M

\* Excluding live animals (0102), fats, preparations of several types of meat

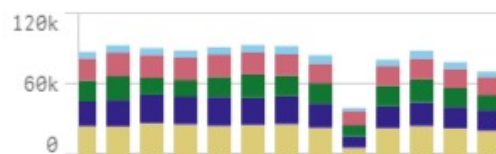


## Trade

EU Exports Beef&Veal (Tonnes) - Up to



EU exports of Beef products (COMEXT)



EU Imports Beef&Veal (Tonnes) - Up to

