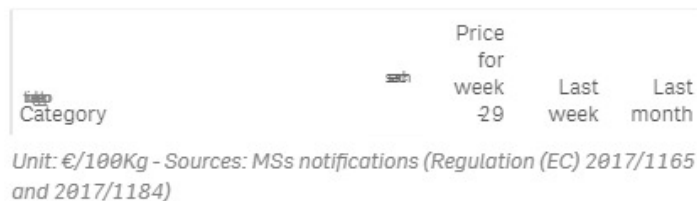


For more details click on a graph or zoom out using Ctrl -

Prices

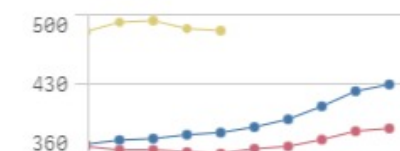
Carcasse



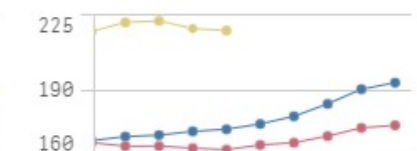
Live Animals



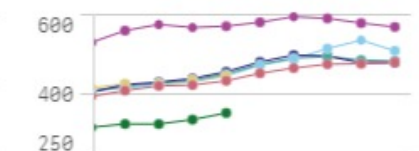
Average A/C/Z-R3: €/100kg cwe



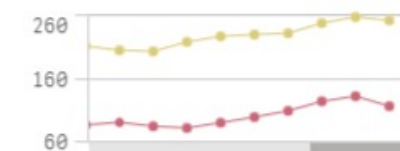
Average A/C/Z-R3: Ref. price (22



Average EU Bovine Carcasse Price



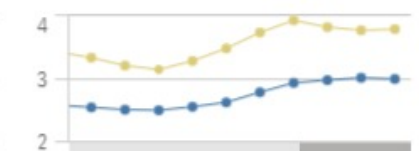
Average EU Male Calves Prices >



Average Young Store Cattle Price



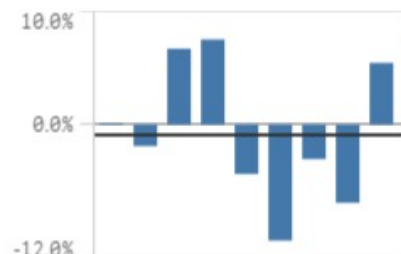
Average Yearling Store Cattle Pri



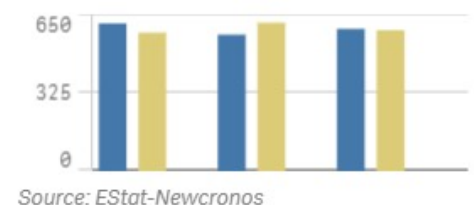
Production

Category	EU	EU+UK
Bull	-3.5%	-3.5%
Bullock	4.7%	63.4%
Cow	-1.1%	1.4%
Heifer	1.4%	1.4%

2021/2022 (up to month 4) - Source: Eurostat - Unit: Tonnes



Beef & Veal Production (EU Slaughter



World Trade

Main exporters of Beef - Up to M

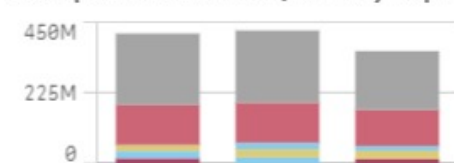


Main importers of Beef - Up to M

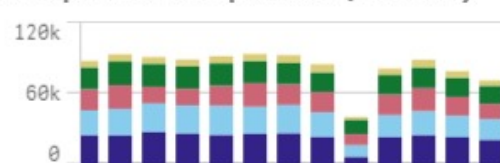


Trade

EU Exports Beef&Veal (Tonnes) - Up to



EU exports of Beef products (COMEXT)



EU Imports Beef&Veal (Tonnes) - Up to

