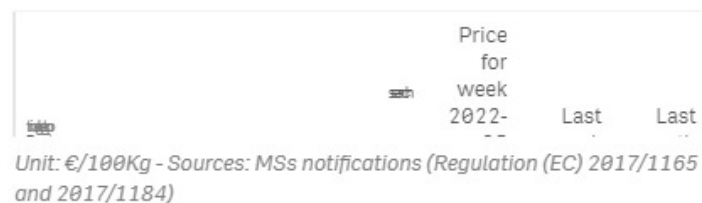


For more details click on a graph or zoom out using Ctrl -

Prices

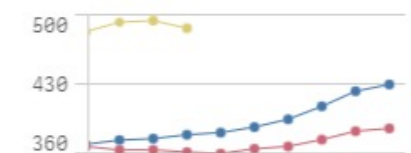
Carcasse



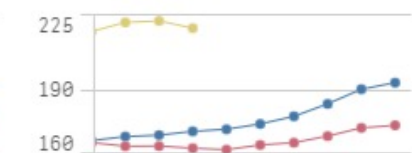
Live Animals



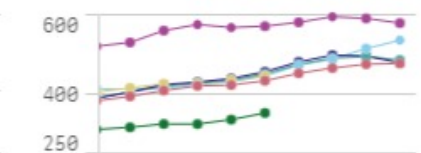
Average A/C/Z-R3: €/100kg cwe



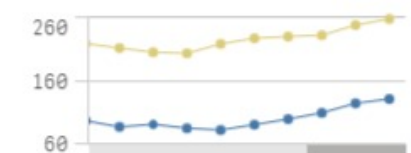
Average A/C/Z-R3: Ref. price (22-25)



Average EU Bovine Carcasse Price



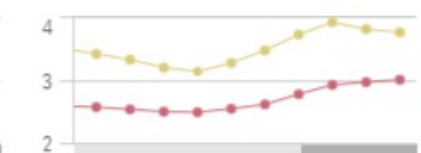
Average EU Male Calves Prices >



Average Young Store Cattle Price



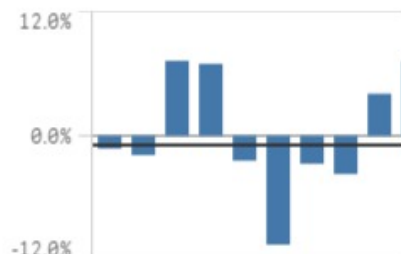
Average Yearling Store Cattle Price



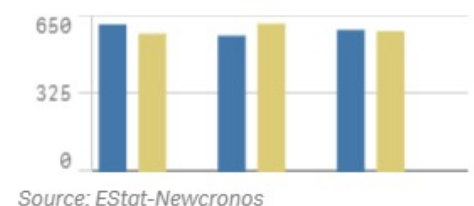
Production

Category	EU	EU+UK
Bull	-3.2%	-3.2%
Bullock	4.0%	86.7%
Cow	-1.3%	1.9%
Veal	1.0%	1.0%

2021/2022 (up to month 3) - Source: Eurostat - Unit: Tonnes



Beef & Veal Production (EU Slaughter)



Source: EStat-Newcronos

World Trade

Main exporters of Beef - Up to M

* Excluding live animals (0102), fats, preparations of several types of meat



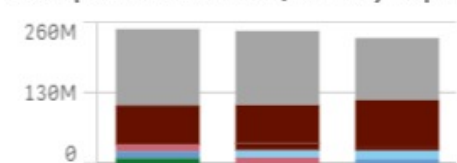
Main importers of Beef - Up to M

* Excluding live animals (0102), fats, preparations of several types of meat

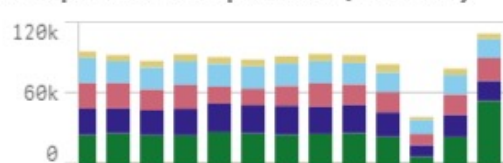


Trade

EU Exports Beef&Veal (Tonnes) - Up to



EU exports of Beef products (COMEXT)



EU Imports Beef&Veal (Tonnes) - Up to

