

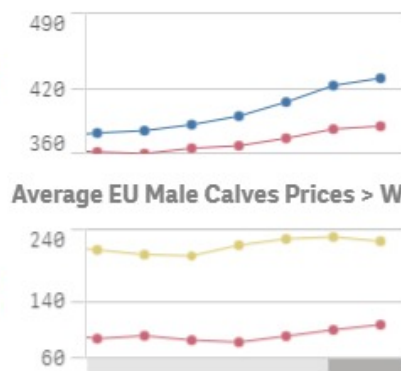
For more details click on a graph or zoom out using Ctrl -

Prices

Category	Price for week	Last week	Last month
Adult male indicative price (ACZ)	495.0	1.2%	6.5%

Unit: €/100Kg - Sources: MSs notifications (Regulation (EC) 2017/1165 and 2017/1184)

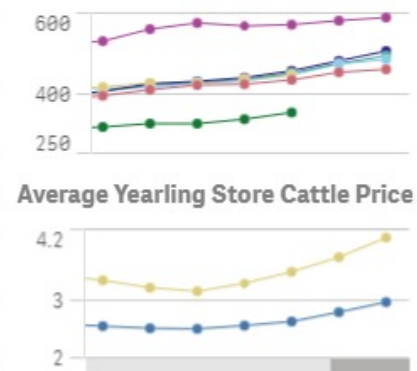
Average A/C/Z-R3: €/100kg cwe



Average A/C/Z-R3: Ref. price (222,...



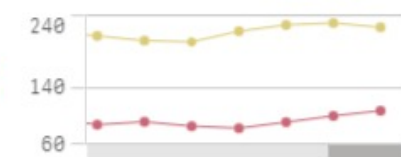
Average EU Bovine Carcasse Price t



Category	Price week 2022-	Last week	Last month
Male Calves Beef Type (€/head)	224.5	-1.7%	-3.5%

Sources: MSs notifications (Regulation (EC) 2017/1165 and 2017/1184)

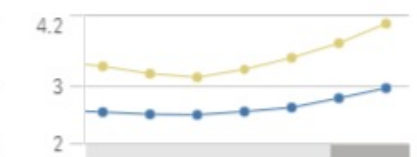
Average EU Male Calves Prices > Wl



Average Young Store Cattle Prices >



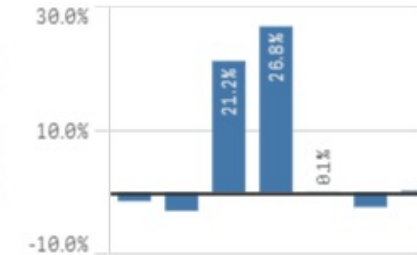
Average Yearling Store Cattle Price



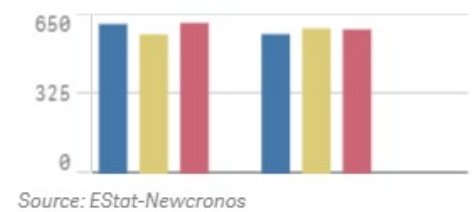
Production

Category	EU	EU+UK
Bull	-1.4%	-4.0%
Bullock	-2.7%	-50.2%
Cow	1.0%	-7.5%
Heifer	-0.4%	-16.6%

2020/2021 (up to month 12) - Source: Eurostat - Unit: Tonnes

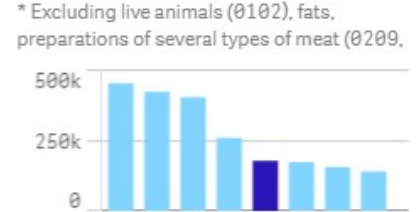


Beef & Veal Production (EU Slaughtering)



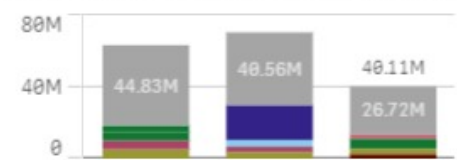
World Trade

Main exporters of Beef - Up to Mar

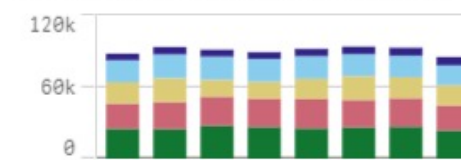


Trade

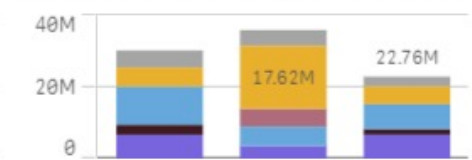
EU Exports Beef&Veal (Tonnes) - Up to J



EU exports of Beef products (COMEXT)



EU Imports Beef&Veal (Tonnes) - Up to J



Main importers of Beef - Up to Mar

