

##### For more details click on a graph or zoom out using Ctrl - #####

## Prices

### Carcasse

Category	Price for week	Last week	Last month
Adult male indicative price (ACZ)	495.0	1.2%	6.5%

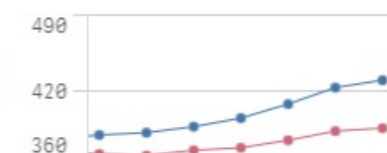
Unit: €/100Kg - Sources: MSs notifications (Regulation (EC) 2017/1165 and 2017/1184)

### Live Animals

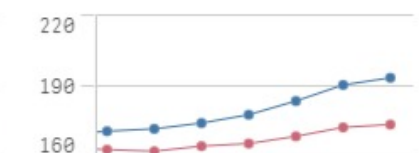
Category	Price week 2022-	Last week	Last month
Male Calves Dairy Type (€/head)	107.4	6.4%	7.6%

Sources: MSs notifications (Regulation (EC) 2017/1165 and 2017/1184)

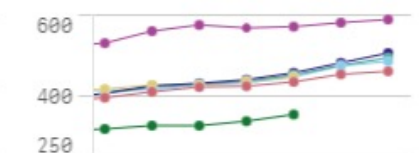
Average A/C/Z-R3: €/100kg cwe



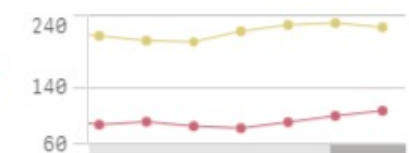
Average A/C/Z-R3: Ref. price (222,)



Average EU Bovine Carcasse Price t



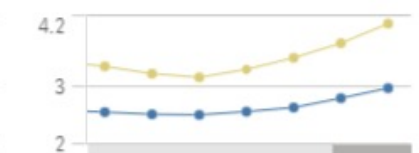
Average EU Male Calves Prices > W



Average Young Store Cattle Prices>



Average Yearling Store Cattle Price



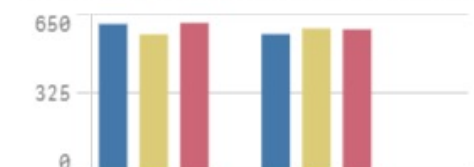
## Production

Category	EU	EU+UK
Bull	-1.4%	-4.0%
Bullock	-2.7%	-50.2%
Cow	1.0%	-7.5%
Heifer	-0.4%	-16.6%

2020/2021 (up to month 12) - Source: Eurostat - Unit: Tonnes



Beef & Veal Production (EU Slaughtering



Source: EStat-Newcronos

## World Trade

Main exporters of Beef - Up to Mar

\* Excluding live animals (0102), fats, preparations of several types of meat (0209,



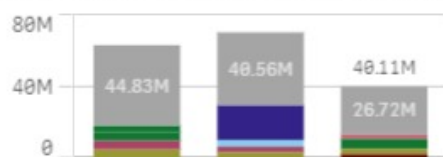
Main importers of Beef - Up to Mar

\* Excluding live animals (0102), fats, preparations of several types of meat (0209,

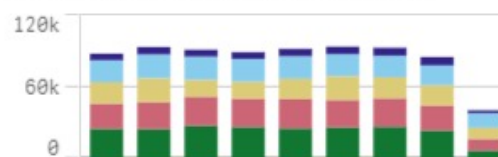


## Trade

EU Exports Beef&Veal (Tonnes) - Up to J



EU exports of Beef products (COMEXT)



EU Imports Beef&Veal (Tonnes) - Up to J

