

For more details click on a graph or zoom out using Ctrl -

Prices

Carcase

Category	Price for week	Last week	Last month
Adult male indicative price (ACZ)	464.7	0.9%	4.2%

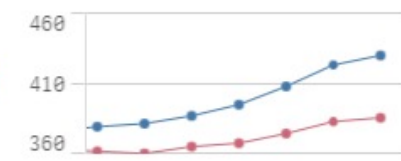
Unit: €/100Kg - Sources: MSs notifications (Regulation (EC) 2017/1165 and 2017/1184)

Live Animals

Category	Price week 2022-	Last week	Last month
Male Calves Dairy Type (€/head)	99.9	7.0%	11.4%

Sources: MSs notifications (Regulation (EC) 2017/1165 and 2017/1184)

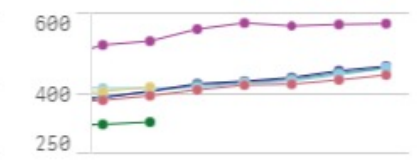
Average A/C/Z-R3: €/100kg cwe



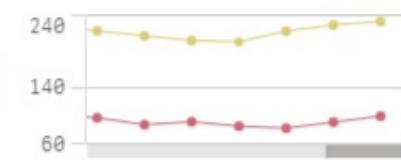
Average A/C/Z-R3: Ref. price (222,...



Average EU Bovine Carcasse Price t



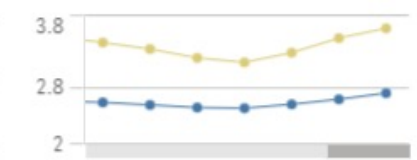
Average EU Male Calves Prices > Wl



Average Young Store Cattle Prices >



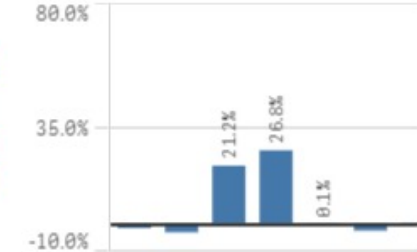
Average Yearling Store Cattle Price



Production

Category	EU	EU+UK
Bull	-1.4%	-3.9%
Bullock	-2.7%	-37.3%
Cow	1.0%	-7.5%
Heifer	-0.3%	-15.2%

2020/2021 (up to month 12) - Source: Eurostat - Unit: Tonnes



Beef & Veal Production (EU Slaughtering

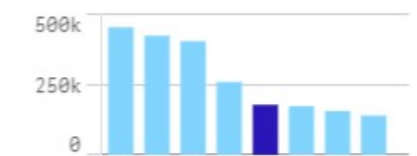


Source: EStat-Newcronos

World Trade

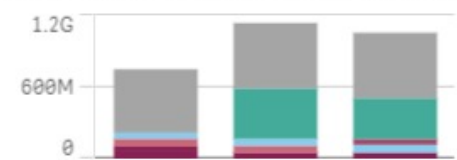
Main exporters of Beef - Up to Mar

* Excluding live animals (0102), fats, preparations of several types of meat (0209,

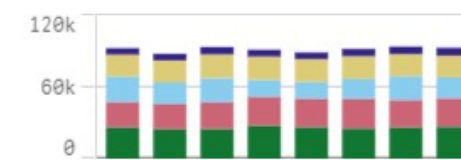


Trade

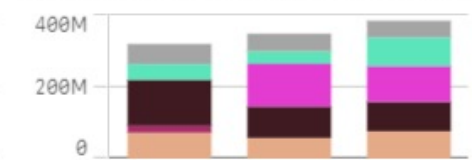
EU Exports Beef&Veal (Tonnes) - Up to D



EU exports of Beef products (COMEXT)



EU Imports Beef&Veal (Tonnes) - Up to D



Main importers of Beef - Up to Mar

* Excluding live animals (0102), fats, preparations of several types of meat (0209,

