

For more details click on a graph or zoom out using Ctrl -

Prices

Carcasse

Category	Price for week	Last week	Last month
Adult male indicative price (ACZ)	460.4	1.4%	4.5%

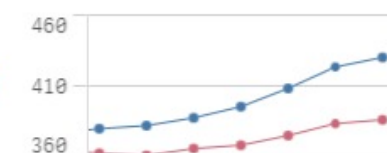
Unit: €/100Kg - Sources: MSs notifications (Regulation (EC) 2017/1165 and 2017/1184)

Live Animals

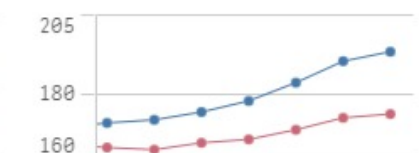
Category	Price week 2022-	Last week	Last month
Male Calves Dairy Type (€/head)	93.4	-0.3%	21.7%

Sources: MSs notifications (Regulation (EC) 2017/1165 and 2017/1184)

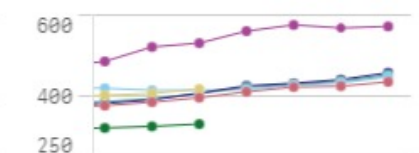
Average A/C/Z-R3: €/100kg cwe



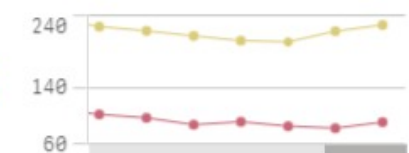
Average A/C/Z-R3: Ref. price (222,)



Average EU Bovine Carcasse Price t



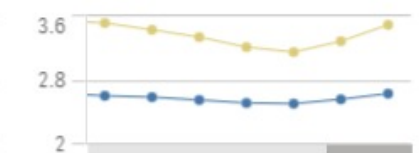
Average EU Male Calves Prices > W



Average Young Store Cattle Prices>



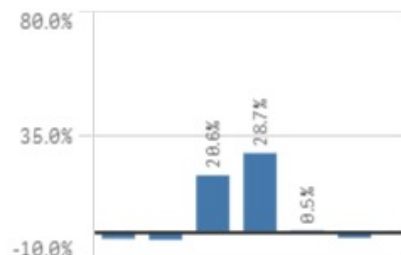
Average Yearling Store Cattle Price



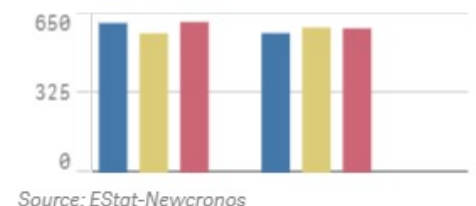
Production

Category	EU	EU+UK
Bull	-1.2%	-4.0%
Bullock	-2.6%	-42.6%
Cow	0.9%	-8.3%
Heifer	-0.3%	-17.0%

2020/2021 (up to month 11) - Source: Eurostat - Unit: Tonnes



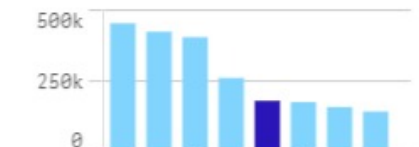
Beef & Veal Production (EU Slaughtering)



World Trade

Main exporters of Beef - Up to Mar

* Excluding live animals (0102), fats, preparations of several types of meat (0209,



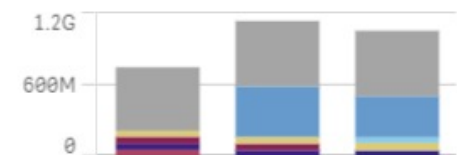
Main importers of Beef - Up to Mar

* Excluding live animals (0102), fats, preparations of several types of meat (0209,

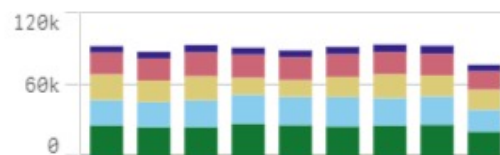


Trade

EU Exports Beef&Veal (Tonnes) - Up to D



EU exports of Beef products (COMEXT)



EU Imports Beef&Veal (Tonnes) - Up to D

