

Prices

Carcasse

Category	Price for week	Last week	Last month
Adult male indicative price (ACZ)	449.2	0.7%	2.9%

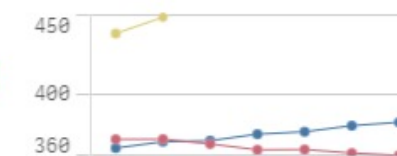
Unit: €/100Kg - Sources: MSs notifications (Regulation (EC) 2017/1165 and 2017/1184)

Live Animals

Category	Price week 2022-	Last week	Last month
Male Calves Dairy Type (€/head)	88.9	-0.9%	-0.8%
Male Calves Beef Type (€/head)	224.2	0.0%	1.4%

Sources: MSs notifications (Regulation (EC) 2017/1165 and 2017/1184)

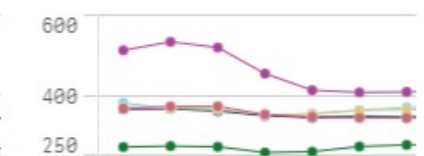
Average A/C/Z-R3: €/100kg cwe



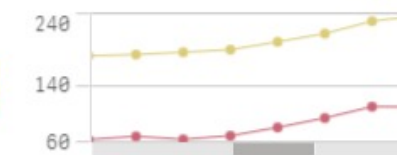
Average A/C/Z-R3: Ref. price (222,)



Average EU Bovine Carcasse Price t



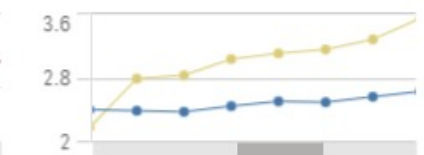
Average EU Male Calves Prices > W



Average Young Store Cattle Prices>



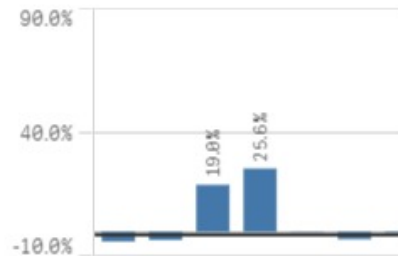
Average Yearling Store Cattle Price



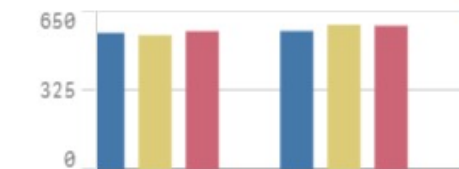
Production

Category	EU	EU+UK
Bull	-1.5%	-4.3%
Bullock	-3.2%	-46.9%
Cow	-0.7%	-9.6%
Heifer	-1.4%	-18.4%

2020/2021 (up to month 10) - Source: Eurostat - Unit: Tonnes



Beef & Veal Production (EU Slaughtering

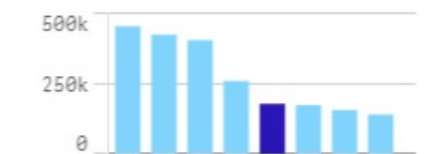


Source: EStat-Newcronos

World Trade

Main exporters of Beef - Up to Mar

* Excluding live animals (0102), fats, preparations of several types of meat (0209,



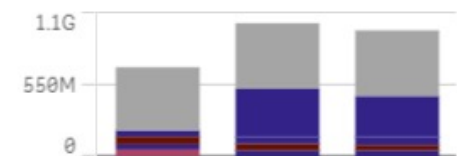
Main importers of Beef - Up to Mar

* Excluding live animals (0102), fats, preparations of several types of meat (0209,

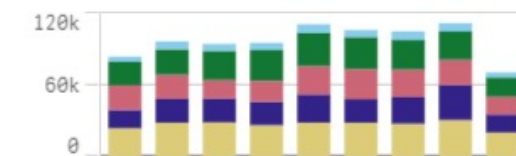


Trade

EU Exports Beef&Veal (Tonnes) - Up to N



EU exports of Beef products (COMEXT)



EU Imports Beef&Veal (Tonnes) - Up to N

