

For more details click on a graph or zoom out using Ctrl -

Prices

Carcasse

Category	Price for week	Last week	Last month
Adult male indicative price (ACZ)	441.1	1.0%	3.5%

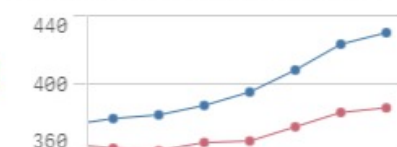
Unit: €/100Kg - Sources: MSs notifications (Regulation (EC) 2017/1165 and 2017/1184)

Live Animals

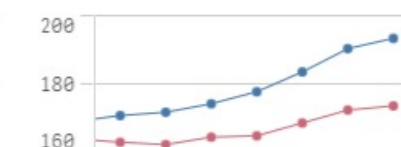
Category	Price week 2022-3	Last week	Last month
Male Calves Dairy Type (€/head)	88.4	-1.2%	11.8%

Sources: MSs notifications (Regulation (EC) 2017/1165 and 2017/1184)

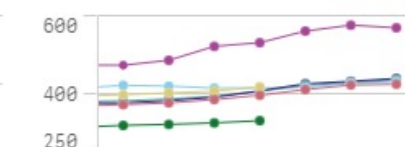
Average A/C/Z-R3: €/100kg cwe



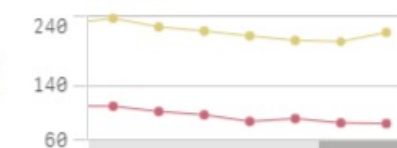
Average A/C/Z-R3: Ref. price (222,4



Average EU Bovine Carcasse Price by



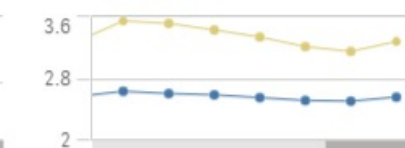
Average EU Male Calves Prices > Wk.



Average Young Store Cattle Prices > 1



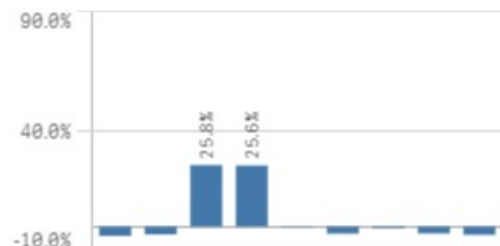
Average Yearling Store Cattle Prices



Production

Category	EU	EU+UK
Bull	-	-
Bullock	-	-
Cow	-	-
Heifer	-	-

2020/2021 (up to month 10) - Source: Eurostat - Unit: Tonnes



Beef & Veal Production (EU Slaughtering)

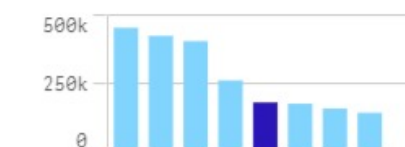


Source: EStat-Newcronos

World Trade

Main exporters of Beef - Up to Mar

* Excluding live animals (0102), fats, preparations of several types of meat (0209,



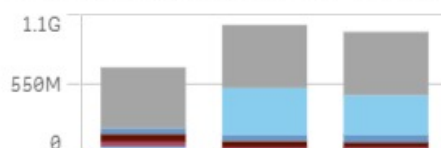
Main importers of Beef - Up to Mar

* Excluding live animals (0102), fats, preparations of several types of meat (0209,

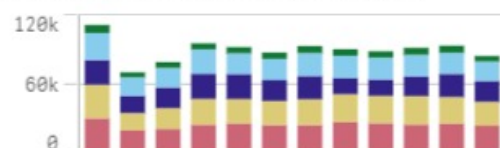


Trade

EU Exports Beef&Veal (Tonnes) - Up to No



EU exports of Beef products (COMEXT)



EU Imports Beef&Veal (Tonnes) - Up to No

