

For more details click on a graph or zoom out using Ctrl -

Prices

Carcasse

Category	Price for week	Last week	Last month
Adult male indicative price (ACZ)	429.6	-1.1%	-0.3%

Unit: €/100Kg - Sources: MSs notifications (Regulation (EC) 2017/1165 and 2017/1184)

Live Animals

Category	Price week 2022-	Last week	Last month
Male Calves Dairy Type (€/head)	76.5	-11.5%	-12.5%

Sources: MSs notifications (Regulation (EC) 2017/1165 and 2017/1184)

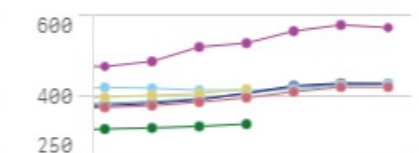
Average A/C/Z-R3: €/100kg cwe



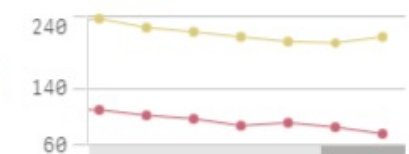
Average A/C/Z-R3: Ref. price (222,)



Average EU Bovine Carcasse Price t



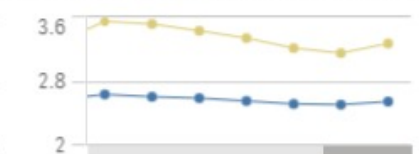
Average EU Male Calves Prices > W



Average Young Store Cattle Prices>



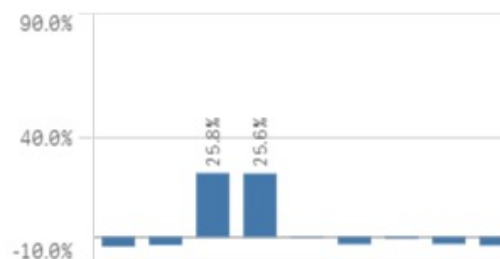
Average Yearling Store Cattle Price



Production

Category	EU	EU+UK
Bull	-	-
Bullock	-	-
Cow	-	-
Heifer	-	-

2020/2021 (up to month 10) - Source: Eurostat - Unit: Tonnes



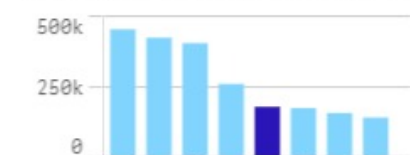
Beef & Veal Production (EU Slaughtering



World Trade

Main exporters of Beef - Up to Mar

* Excluding live animals (0102), fats, preparations of several types of meat (0209,



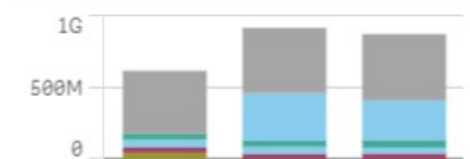
Main importers of Beef - Up to Mar

* Excluding live animals (0102), fats, preparations of several types of meat (0209,

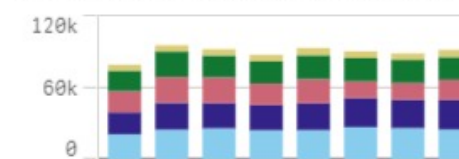


Trade

EU Exports Beef&Veal (Tonnes) - Up to O



EU exports of Beef products (COMEXT)



EU Imports Beef&Veal (Tonnes) - Up to C

