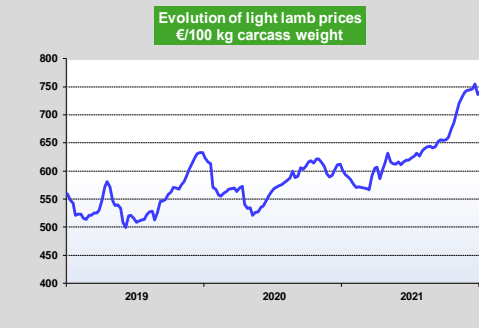
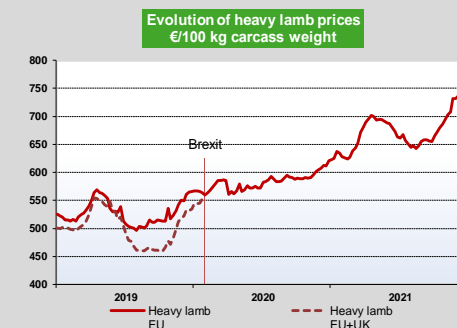
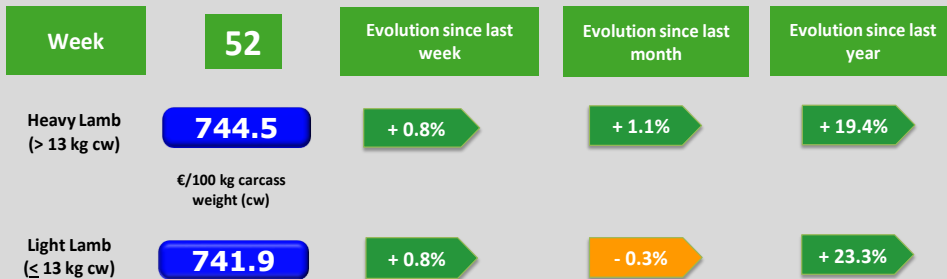
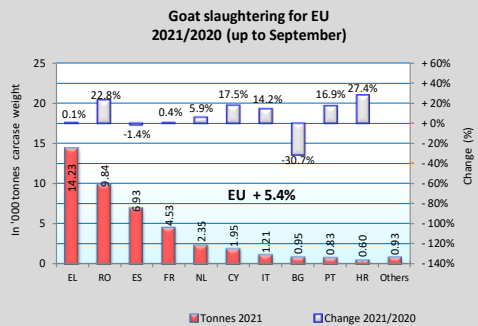
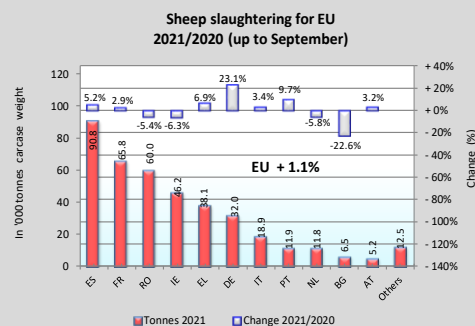


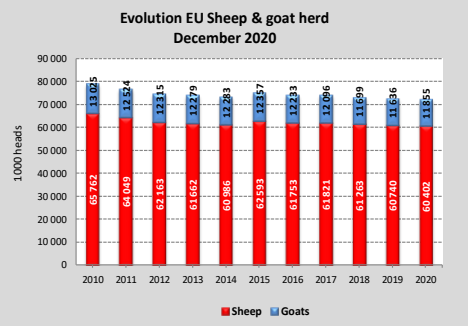
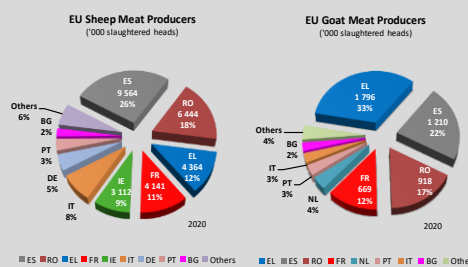
EU Prices



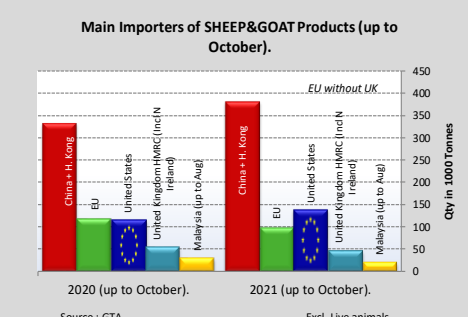
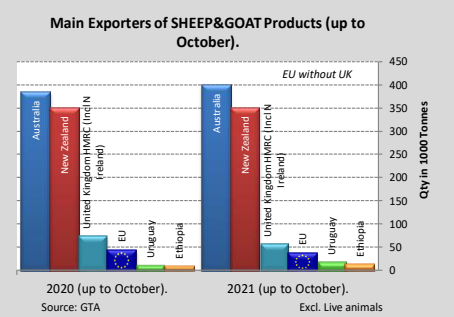
EU Production



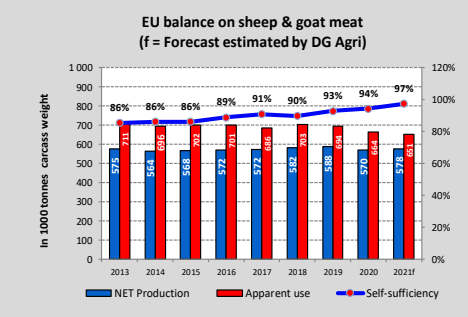
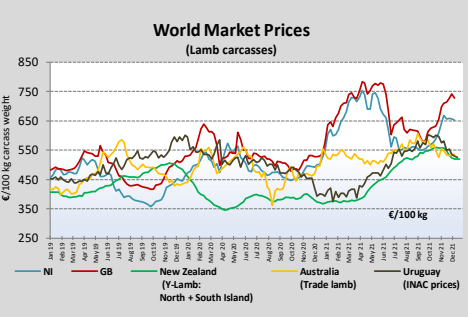
Livestock Survey



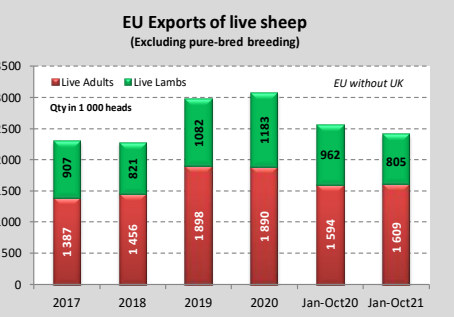
World Trade



Self-sufficiency



EU Trade (without UK)



### EU exports (EU without UK, UK trade data not complete for latest available month)

SHEEP & GOAT (Tonnes carcass weight)			
Destination	Jan-Oct 20	Jan-Oct 21	% Chg
<b>Total</b>	<b>80 630</b>	<b>75 994</b>	<b>- 6%</b>
Jordan	15 245	19 160	+ 26%
Saudi Arabia	16 480	18 303	+ 11%
Israel	5 647	7 749	+ 37%
Switzerland	4 280	3 983	- 7%
Oman	2 449	3 359	+ 37%
Qatar	2 458	2 706	+ 10%
U.A.Emirates	2 438	2 261	- 7%
<b>Other</b>	<b>31 632</b>	<b>18 473</b>	<b>- 42%</b>

### EU imports (EU without UK, UK trade data not complete for latest available month)

SHEEP & GOAT (Tonnes carcass weight)			
Origin	Jan-Oct 20	Jan-Oct 21	% Chg
<b>Total</b>	<b>62 850</b>	<b>52 903</b>	<b>- 16%</b>
New Zealand	54 041	44 552	- 18%
Australia	3 999	2 584	- 35%
North Macedonia	1 548	2 092	+ 35%
Argentina	1 275	1 207	- 5%
Chile	1 077	906	- 16%
Serbia	48	703	+++
<b>Other</b>	<b>862</b>	<b>860</b>	<b>- 0%</b>

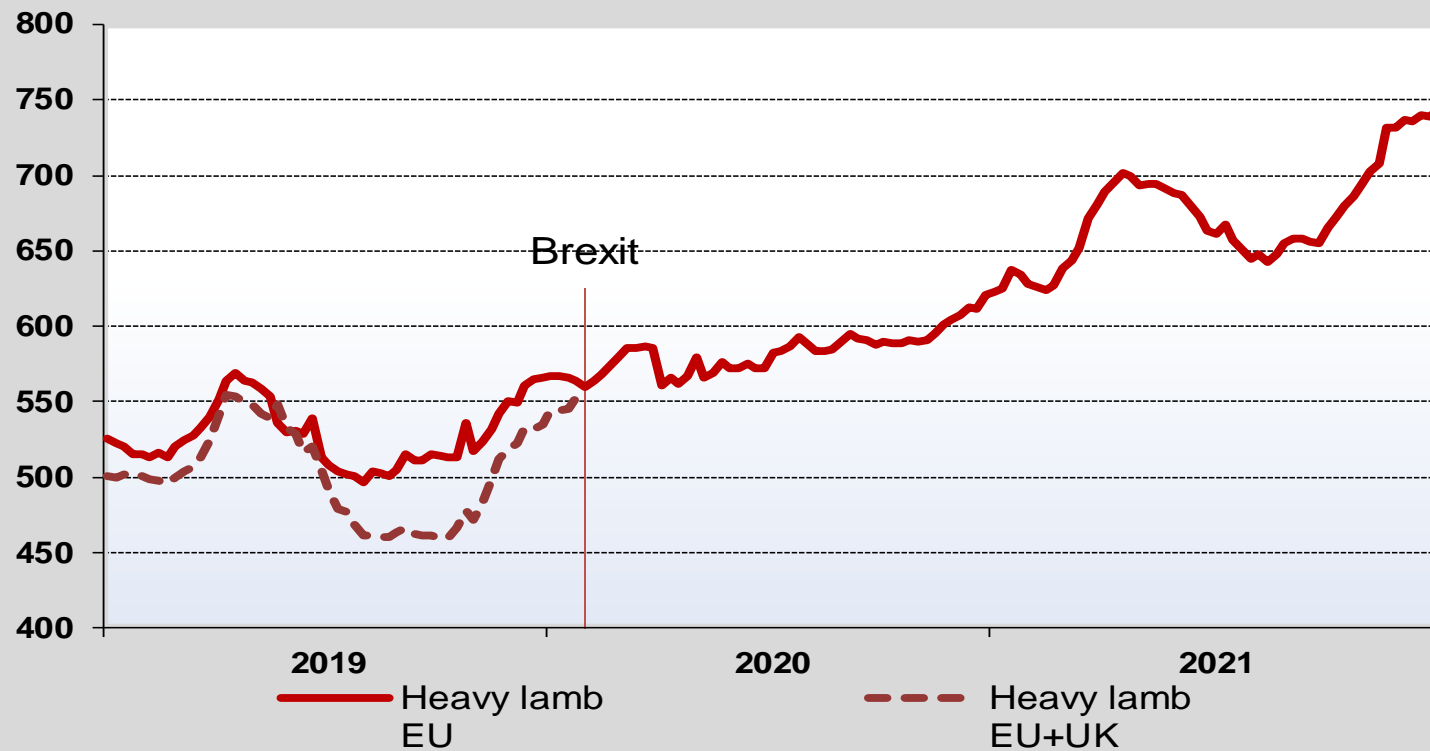
### EU Sheep and Goat Trade with UK from Jan to Sep (Tonnes carcass weight)

	2019	2020	2021	2021/2020
<b>Exports</b>	<b>21 442</b>	<b>19 488</b>	<b>13 752</b>	<b>- 29%</b>
Live Animals	5	120	11	-91%
Meats	21 437	19 368	13 741	-29%
<b>Imports</b>	<b>65 771</b>	<b>63 556</b>	<b>49 900</b>	<b>- 21%</b>
Live Animals	2 992	2 819	2 284	-19%
Meats	62 779	60 736	47 615	-22%

EU Prices	Week	52	Evolution since last week	Evolution since last month	Evolution since last year
	<b>Heavy Lamb</b> (> 13 kg cw)  €/100 kg carcass weight (cw)	<b>744.5</b>	+ 0.8%	+ 1.1%	+ 19.4%
<b>Light Lamb</b> (≤ 13 kg cw)	<b>741.9</b>	+ 0.8%	- 0.3%	+ 23.3%	

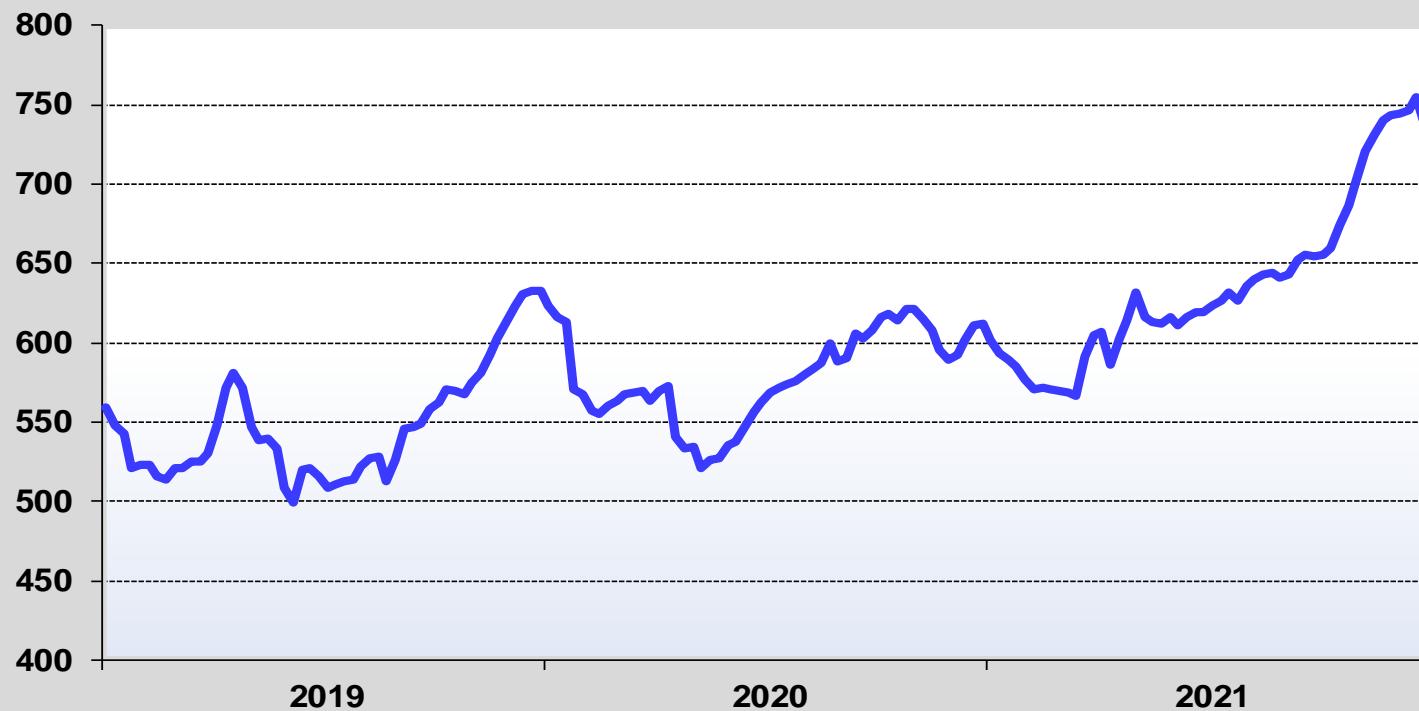
Source : MSs (Weekly communications under Reg. (EU) 2017/1185)

## Evolution of heavy lamb prices €/100 kg carcass weight



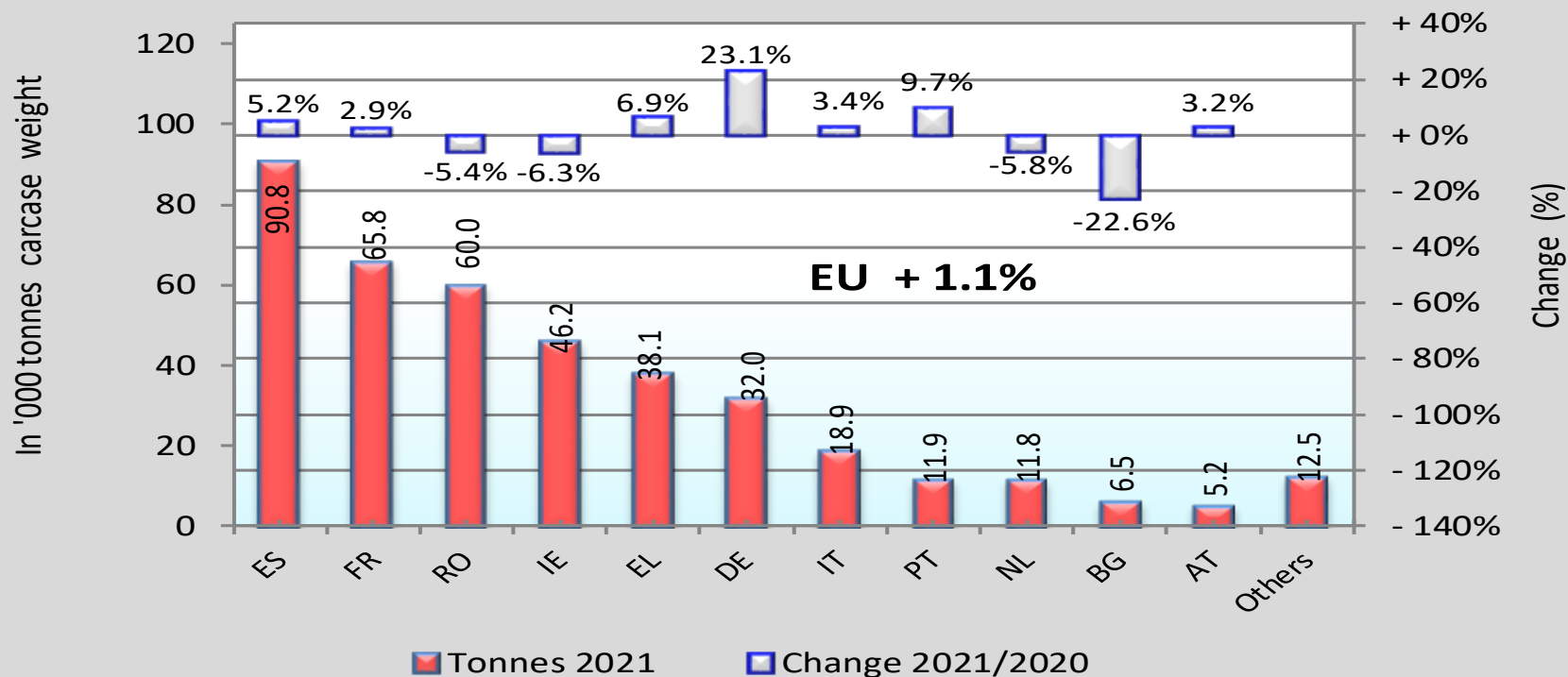
Source : MSs (Weekly communications under Reg. (EU) 2017/1185)

## Evolution of light lamb prices €/100 kg carcass weight



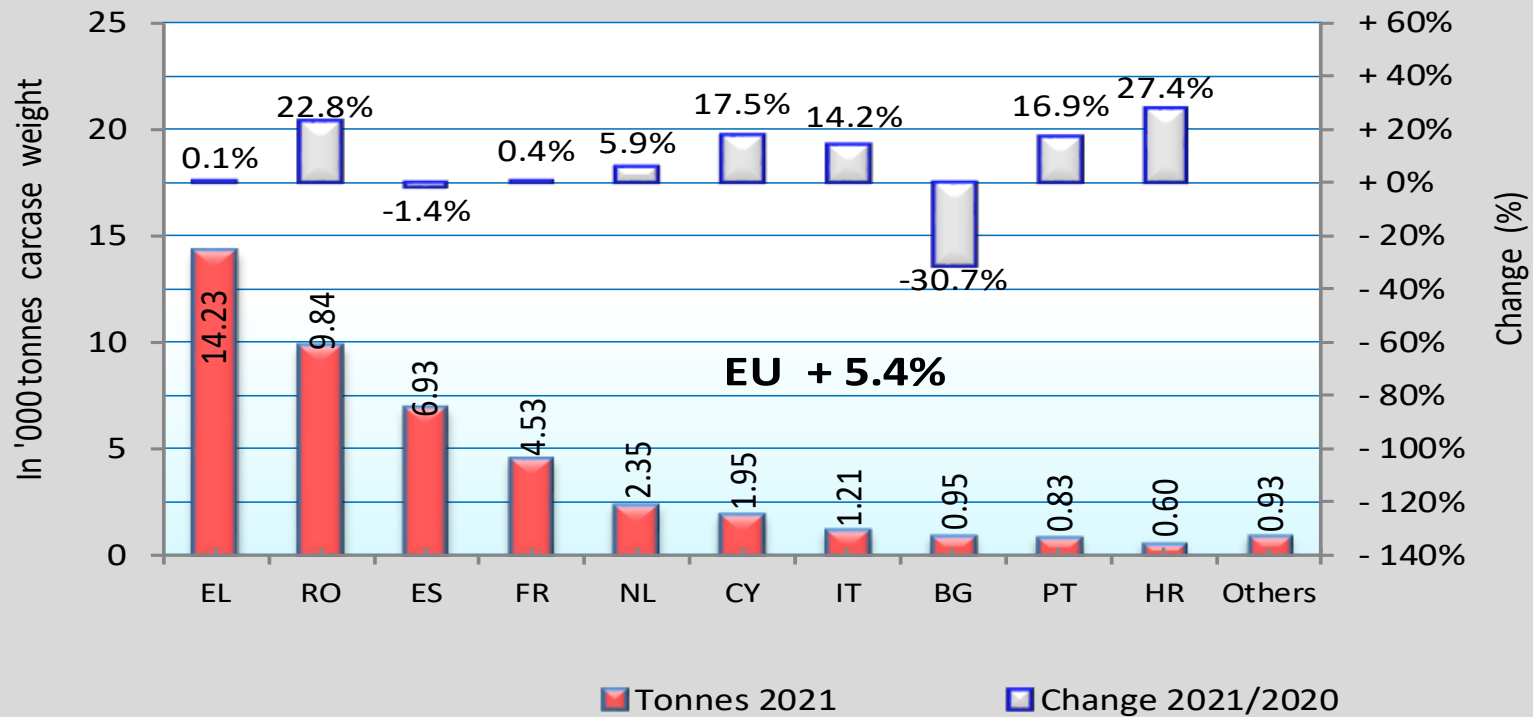
Source : MSs (Weekly communications under Reg. (EU) 2017/1185)

## Sheep slaughtering for EU 2021/2020 (up to September)



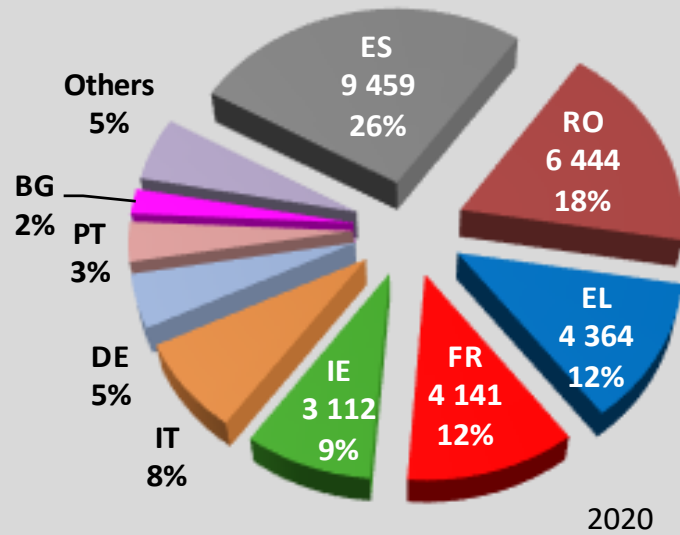
Source : Eurostat

## Goat slaughtering for EU 2021/2020 (up to September)



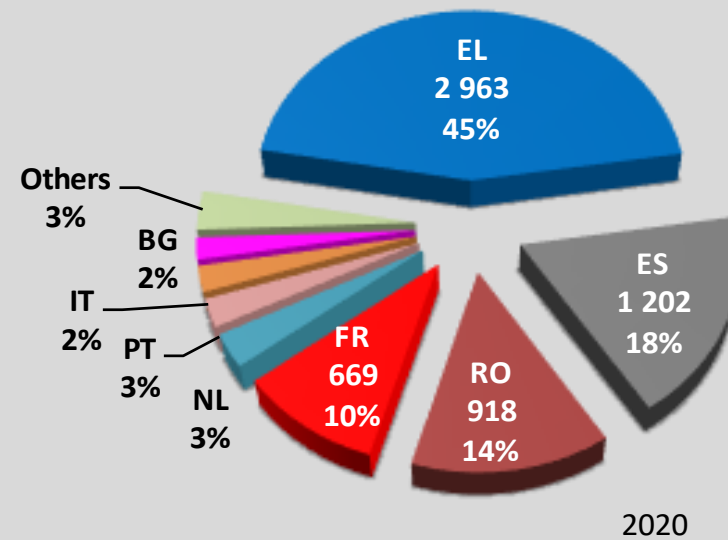
Source : Eurostat

### EU Sheep Meat Producers ( '000 s laughtered heads)



■ ES ■ RO ■ EL ■ FR ■ IE ■ IT ■ DE ■ PT ■ BG ■ Others

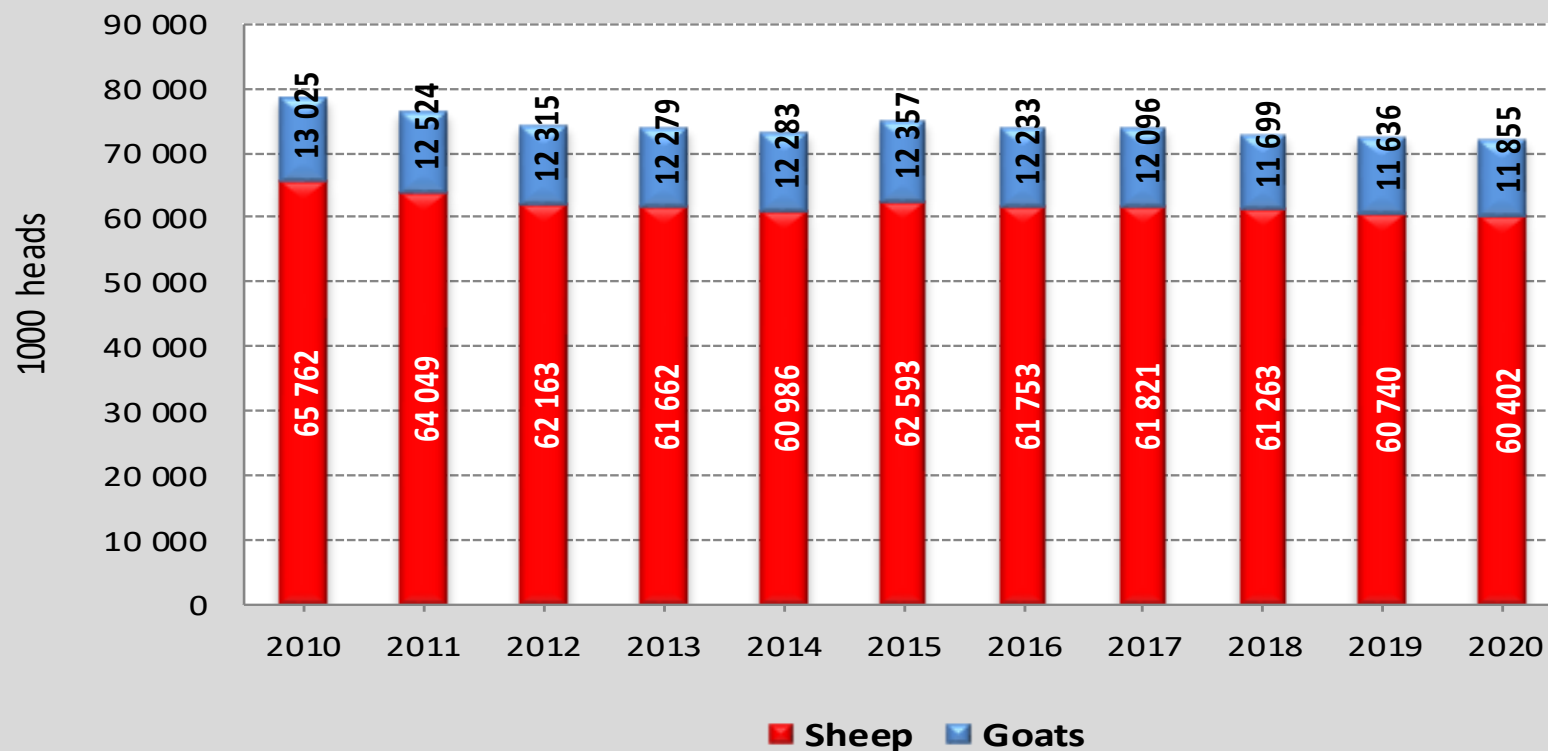
### EU Goat Meat Producers ( '000 s laughtered heads)



■ EL ■ ES ■ RO ■ FR ■ NL ■ PT ■ IT ■ BG ■ Others

Source : Eurostat

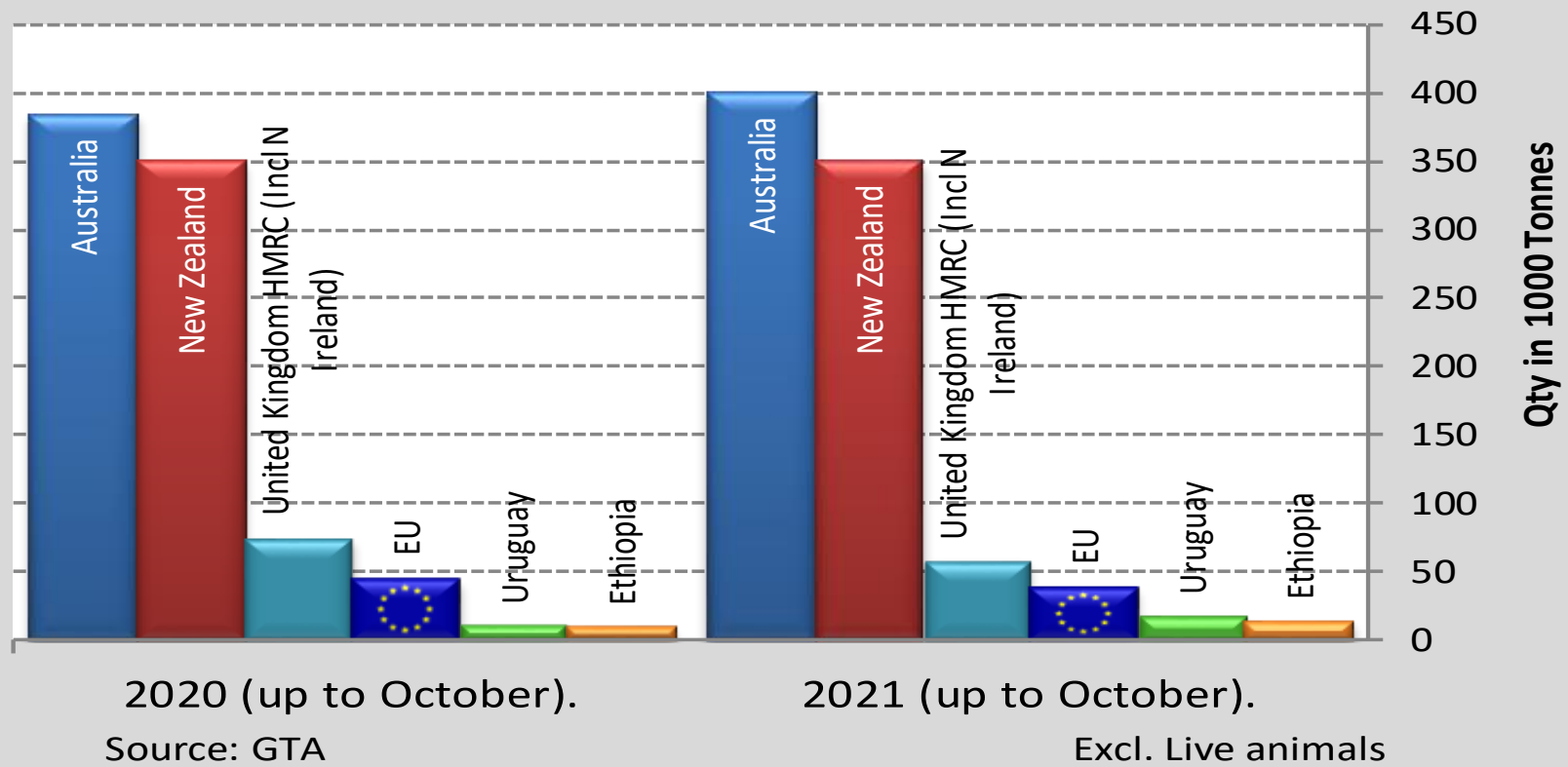
## Evolution EU Sheep & goat herd December 2020



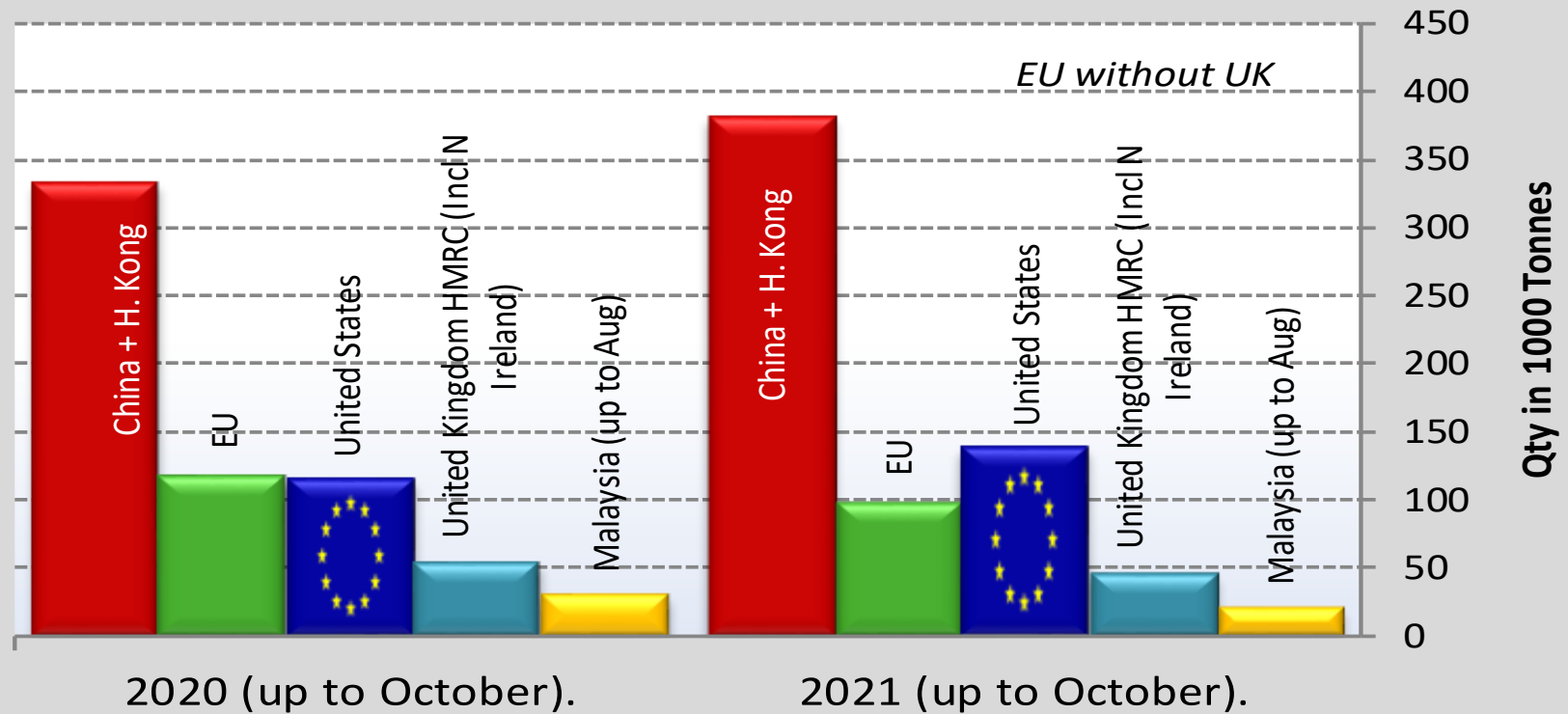
Source : Eurostat



## Main Exporters of SHEEP&GOAT Products (up to October).



## Main Importers of SHEEP&GOAT Products (up to October).

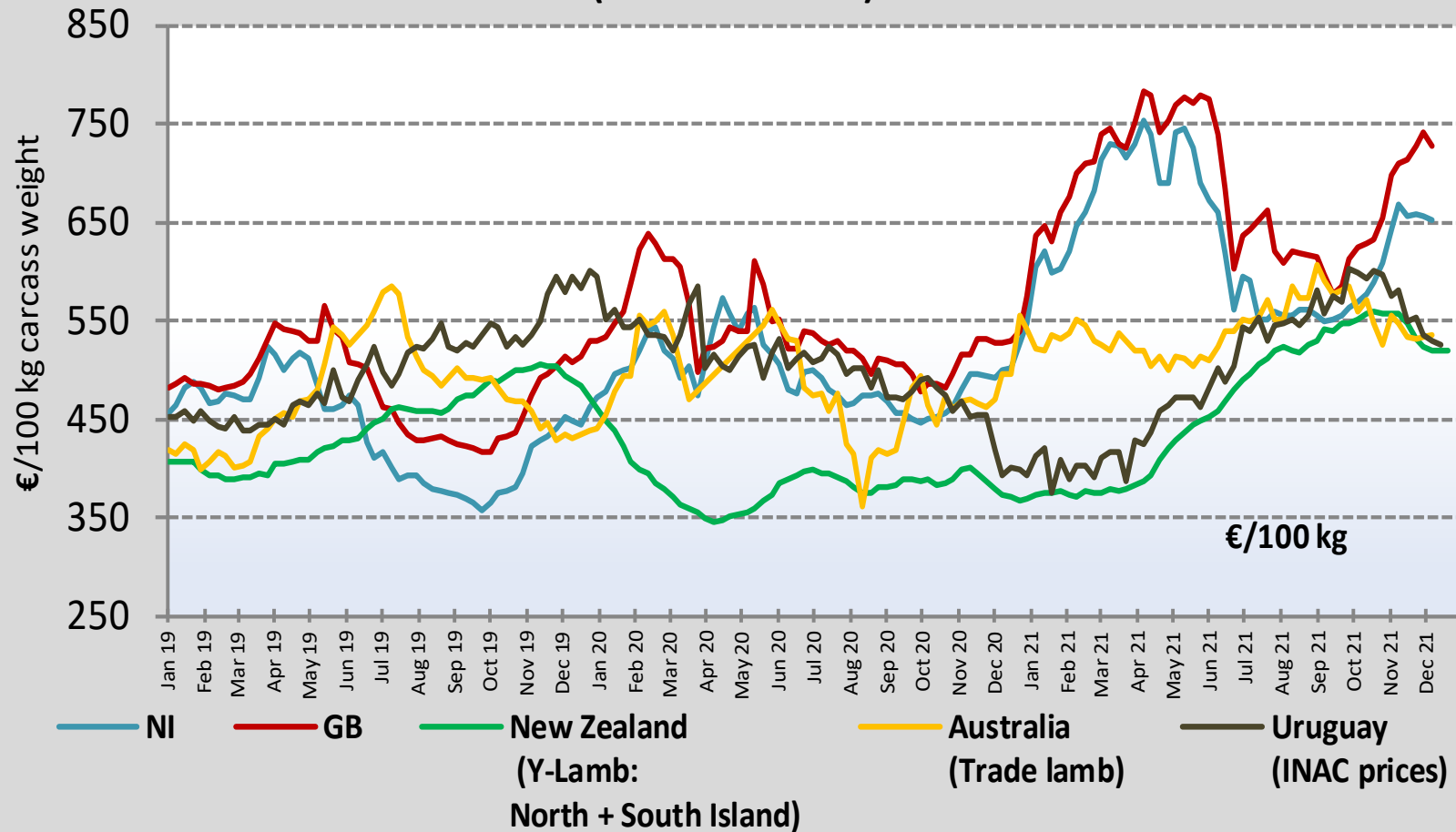


Source : GTA

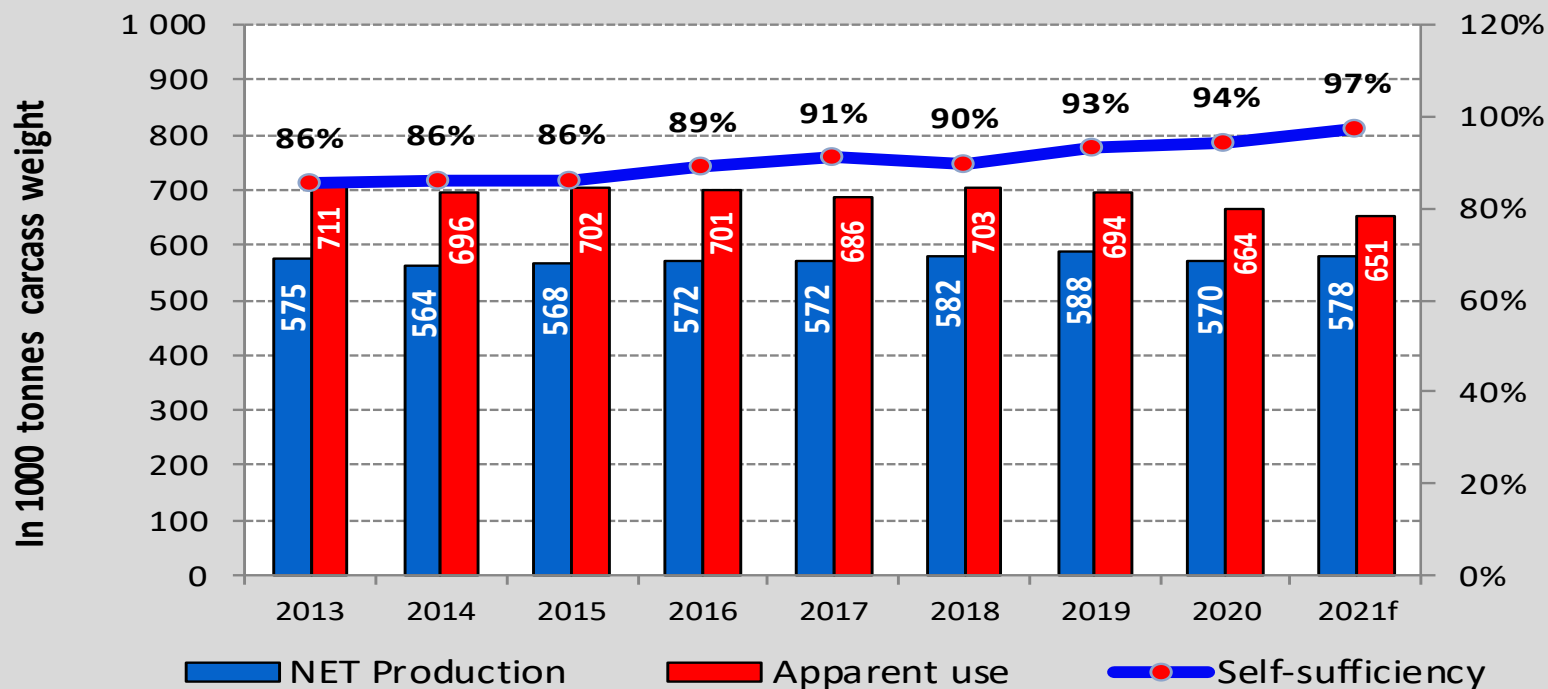
Excl. Live animals



# World Market Prices (Lamb carcasses)

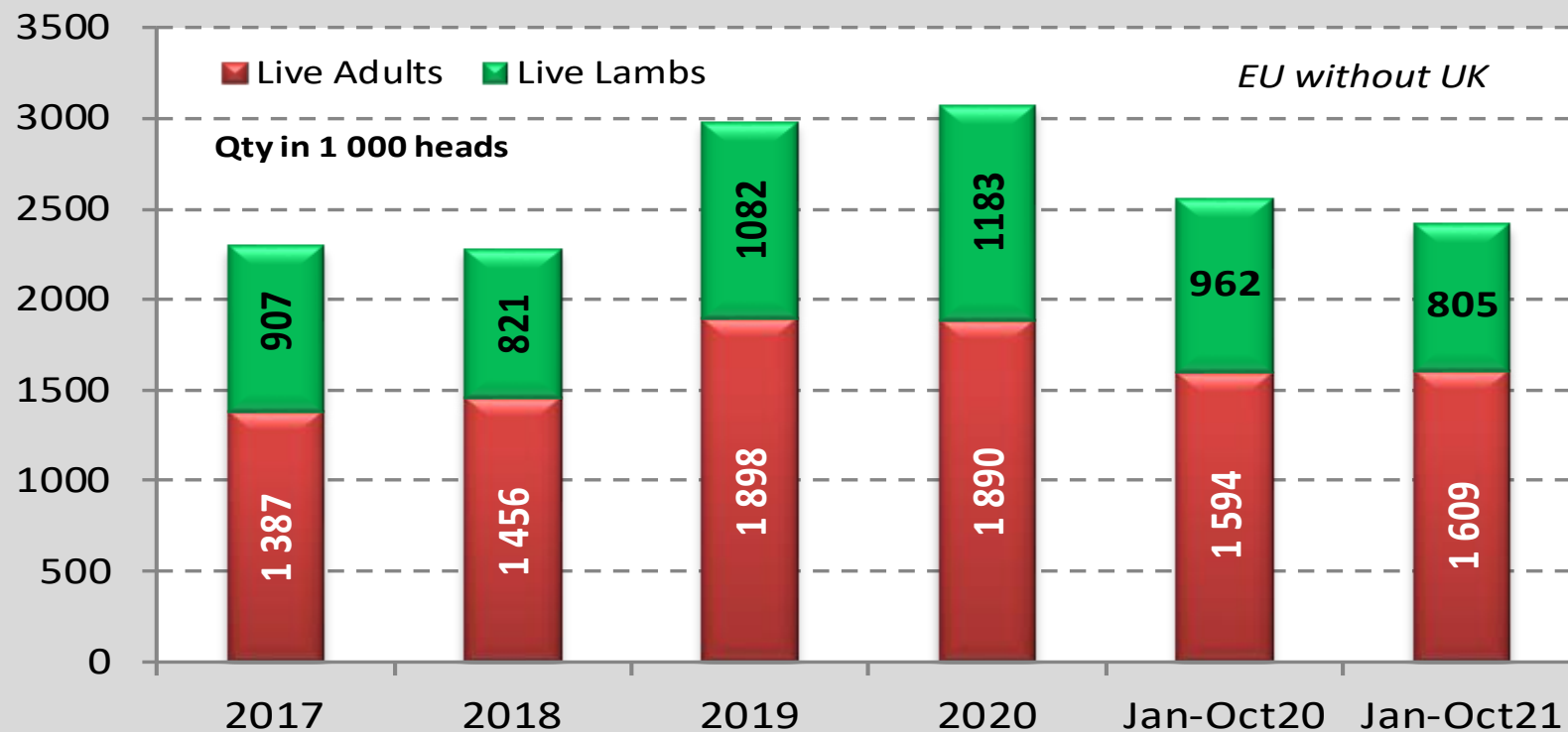


## EU balance on sheep & goat meat (f = Forecast estimated by DG Agri)



Source : DG AGR I Short-term outlook report

## EU Exports of live sheep (Excluding pure-bred breeding)



Source : Eurostat



**EU exports** (EU without UK, UK trade data not complete for latest available month)

<b>SHEEP &amp; GOAT (Tonnes carcass weight)</b>			
<b>Destination</b>	<b>Jan-Oct 20</b>	<b>Jan-Oct 21</b>	<b>% Chg</b>
<b>Total</b>	<b>80 630</b>	<b>75 994</b>	<b>- 6%</b>
Jordan	15 245	19 160	<b>+ 26%</b>
Saudi Arabia	16 480	18 303	<b>+ 11%</b>
Israel	5 647	7 749	<b>+ 37%</b>
Switzerland	4 280	3 983	<b>- 7%</b>
Oman	2 449	3 359	<b>+ 37%</b>
Qatar	2 458	2 706	<b>+ 10%</b>
U.A.Emirates	2 438	2 261	<b>- 7%</b>
<b>Other</b>	<b>31 632</b>	<b>18 473</b>	<b>- 42%</b>

Source : Eurostat



**EU imports** (EU without UK, UK trade data not complete for latest available month)

<b>SHEEP &amp; GOAT (Tonnes carcass weight)</b>			
<b>Origin</b>	<b>Jan-Oct 20</b>	<b>Jan-Oct 21</b>	<b>% Chg</b>
<b>Total</b>	<b>62 850</b>	<b>52 903</b>	<b>- 16%</b>
New Zealand	54 041	44 552	- 18%
Australia	3 999	2 584	- 35%
North Macedonia	1 548	2 092	+ 35%
Argentina	1 275	1 207	- 5%
Chile	1 077	906	- 16%
Serbia	48	703	+++
<b>Other</b>	<b>862</b>	<b>860</b>	<b>- 0%</b>

Source : Eurostat

<b>EU Sheep and Goat Trade with UK from Jan to Sep (Tonnes carcass weight)</b>				
	<b>2019</b>	<b>2020</b>	<b>2021</b>	<b>2021/2020</b>
<b>Exports</b>	<b>21 442</b>	<b>19 488</b>	<b>13 752</b>	<b>- 29%</b>
Live Animals	5	120	11	-91%
Meats	21 437	19 368	13 741	-29%
<b>Imports</b>	<b>65 771</b>	<b>63 556</b>	<b>49 900</b>	<b>- 21%</b>
Live Animals	2 992	2 819	2 284	-19%
Meats	62 779	60 736	47 615	-22%

Source : Eurostat