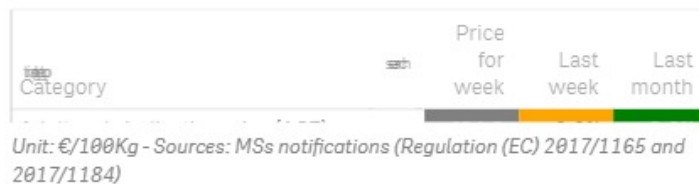


For more details click on a graph or zoom out using Ctrl -

Prices

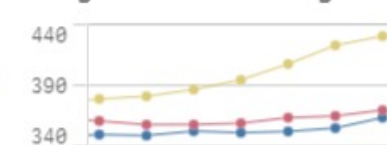
Carcasse



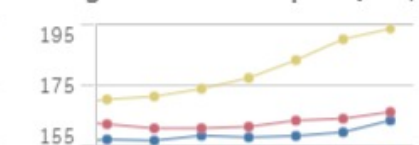
Live Animals



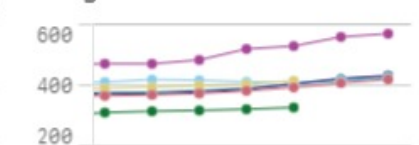
Average A/C/Z-R3: €/100kg cwe



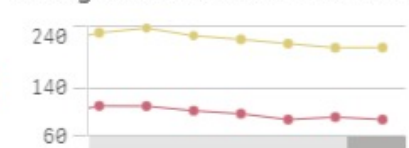
Average A/C/Z-R3: Ref. price (222,)



Average EU Bovine Carcasse Price t



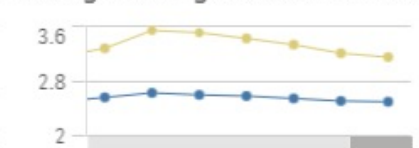
Average EU Male Calves Prices > W



Average Young Store Cattle Prices>



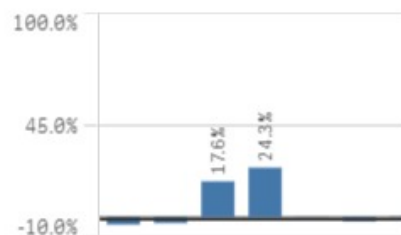
Average Yearling Store Cattle Price



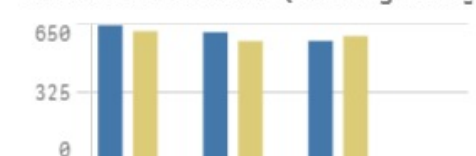
Production

Category	EU	EU+UK
Bull	-0.5%	-3.7%
Bullock	-2.9%	-41.6%
Cow	-0.2%	-9.2%

2020/2021 (up to month 9) - Source: Eurostat - Unit: Tonnes



Beef & Veal Production (EU Slaughtering



Source: EStat-Newcronos

World Trade

Main exporters of Beef - Up to Mar

* Excluding live animals (0102), fats, preparations of several types of meat (0209,



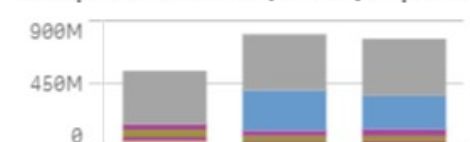
Main importers of Beef - Up to Mar

* Excluding live animals (0102), fats, preparations of several types of meat (0209,

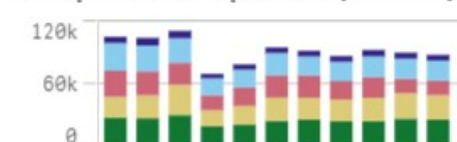


Trade

EU Exports Beef&Veal (Tonnes) - Up to S



EU exports of Beef products (COMEXT)



EU Imports Beef&Veal (Tonnes) - Up to S

