

#### For more details click on a graph or zoom out using Ctrl - ####

## Prices

### Carcasse

Category	Unit	Price for week	Last week	Last month	Year
----------	------	----------------	-----------	------------	------

Unit: €/100Kg - Sources: MSs notifications (Regulation (EC) 2017/1165 and 2017/1184)

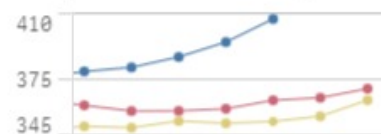
### Live Animals

Category	Unit	Price week 2021-	Last week	Last month	Year
----------	------	------------------	-----------	------------	------

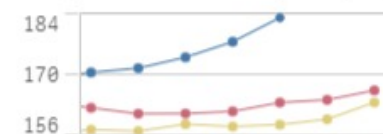
Male Calves Dairy Type (€/head)

Sources: MSs notifications (Regulation (EC) 2017/1165 and 2017/1184)

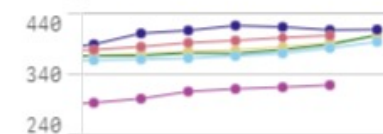
Average A/C/Z-R3: €/100kg cwe



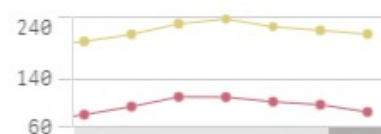
Average A/C/Z-R3: Ref. price (222,...



Average EU Bovine Carcasse Price t



Average EU Male Calves Prices > W



Average Prices of Calves Slaughter



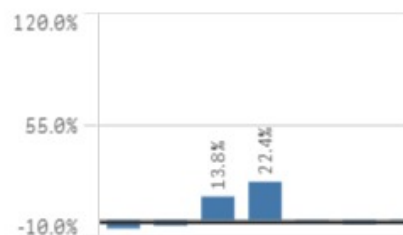
Average Store Cattle Prices > Wk.4



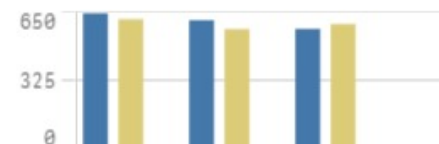
## Production

Category	Unit	EU	EU+UK
Bull		-0.9%	-4.1%
Bullock		-5.3%	-47.3%
Cow		-0.5%	-9.3%

2020/2021 (up to month 7) - Source: Eurostat - Unit: Tonnes



Beef & Veal Production (EU Slaughtering



Source: EStat-Newcronos

## World Trade

Main exporters of Beef - Up to Mar

\* Excluding live animals (0102), fats, preparations of several types of meat (0209,



Main importers of Beef - Up to Mar

\* Excluding live animals (0102), fats, preparations of several types of meat (0209,

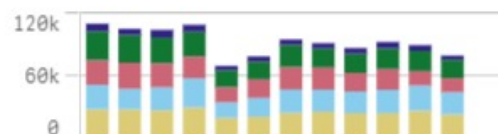


## Trade

EU Exports Beef&Veal (Tonnes) - Up to A



EU exports of Beef products (COMEXT)



EU Imports Beef&Veal (Tonnes) - Up to A

